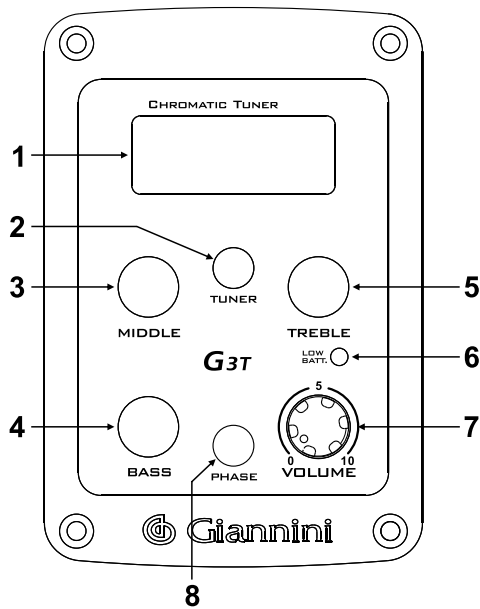


## G3T Preamp User's Manual

## Functions



1. Tuner LCD Display
2. Tuner on/off Button
3. Middle
4. Bass
5. Treble
6. Low Batt. (Low Battery LED Light)
7. Volume
8. Phase on/off Button

— 1 —

3. MIDDLE (for midrange tones)
4. BASS (for bass tones)
5. TREBLE (for high tones)

The BASS, MIDDLE, TREBLE controls are a 3-band equalizer for controlling tone.

The BASS, TREBLE tone controls are normal boost / cut shelving controls.

The MIDDLE (midrange) tone control is a normal boost / cut tone filter.

The center detent on these tone controls yields a flat tone response. "+12" boosts the tone; "-12" cuts the tone.

### 6. LOW BATT. (LOW BATTERY LED LIGHT)

The LED will light when the battery has lost power. Replace the battery when this light is on.

This LED light will flash when a cable is connected to the output jack of the pickup system. This shows the battery is good.

### 7. VOLUME

The VOLUME controls the output volume. At "0" it is completely OFF. At "10" it is loud.

### 3. PHASE (PHASE BUTTON)

The PHASE button controls the phase of the pickup in relationship to the phase of the speaker that are being used with the system.

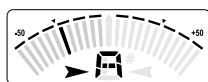
Pushing this button will put the pickup "out of phase" with the speaker. When the button is out the pickup is "in phase."

This control is most useful for feedback control and will provide a tone color. Once you experiment with the settings of this control you will find more about how it works.

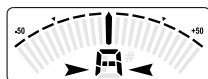
— 2 —

## Tuner Operation:

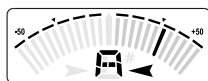
## Specification



NOTE FLAT



NOTE IN TUNE



NOTE SHARP

### Tuner Display

The tuner will work with or without a cable plugged into the output jack.

Pushing the tuner button turns ON the tuner. When the tuner is active the output signal is muted. No sound will go to the amplifier or mixer when the tuner is active.

Pushing the tuner button again turns the tuner OFF and the output signal will be active and sound will go to the amplifier.

If the tuner is ON and the tuner button is not pushed within 2 minutes the tuner will turn OFF automatically and sound returned to the output.

The tuner Note Readout Display shows the nearest note of one plucked string's sound. The Note Read Display read out shows twelve note possibilities in half steps in "sharps" (for example: A#; B; C; C#; D; D# and so on). For "flat" notes, for example: Bb (B flat) use A#. For Eb (E flat) use D#.

— 3 —

Features : 3-Band EQ with LCD Tuner

Input Impedance : 2.2M Ohm

Output Impedance : 1K Ohm

Control Range :

Bass : (± 12dB at 70Hz)

Middle : (± 6dB at 700Hz)

Treble : (± 7dB at 3KHz)

Tuner Function :

Auto Chromatic Tuning

Battery Life : Pre-amp only,

Tuner off : 300Hours @ 1.5mA

Tuner on with signal : 51Hours @ 8.8mA

Power Supply : 9V (reference: Alkaline Battery)

Low Battery Check LED @ 5.5V

Pick-up : B-6900 Piezo Ceramic pick-up (standard)

Dimension : W 74mm X D 50mm

## Caution

- The jack should be plugged for proper Preamp working. (TUNER will work regardless plugging jack)
- There is no output sound, please check if tuner or mute is turned on.
- When LCD screen is dim or no display, please check battery life.
- To prevent battery loss, please unplug jack when preamp is not in use.
- Do not disassemble for repair.
- Return to your dealer for service or repair.
- Do not use too much force when operating the control.

 Giannini

— 4 —